
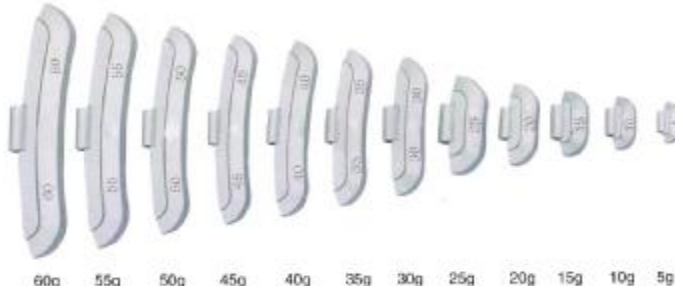

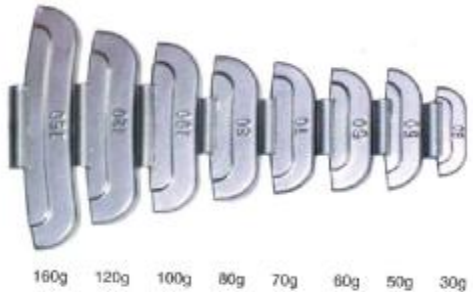



# LEAD WEIGHT

DESCRIPTION	PHOTO	SPECIFICATION	PCS/BOX	BOX/CARTON			
Clip-on weight for steel wheel(lead)		5g	100	8			
		10g	100				
		15g	100				
		20g	100				
		25g	100				
		30g	50	6			
		35g	50				
		40g	50				
		45g	50				
		50g	50				
		55g	50				
		60g	50				
		60g	50				
Clip-on weight for alloy wheel(lead)		5g	100	8			
		10g	100				
		15g	100				
		20g	100				
		25g	100				
		30g	50	6			
		35g	50				
		40g	50				
		50g	50				
		55g	50				
		60g	50				
		Stick-on weight(lead)			60g/STRIPE 5g*4+10g*4	50/100STRIPE	6

<p>Clip-on weight for light truck(lead)</p>		<p>30g</p> <p>50g</p> <p>60g</p> <p>70g</p> <p>80g</p> <p>100g</p> <p>120g</p> <p>160g</p>		
<p>Clip-on weight for heavy truck(lead)</p>		<p>50g</p> <p>100g</p> <p>150g</p> <p>200g</p> <p>250g</p> <p>300g</p> <p>350g</p>		